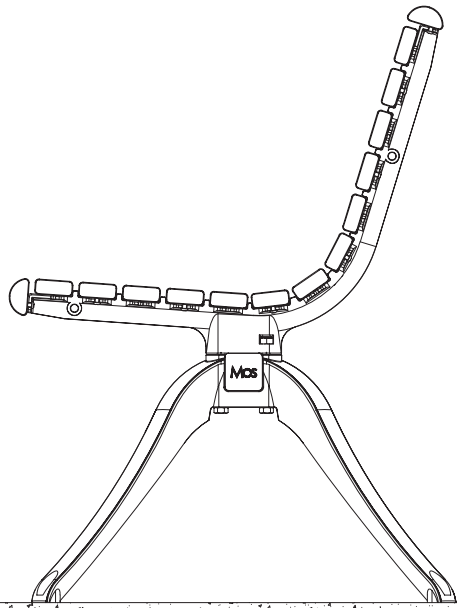
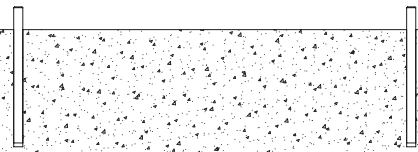


Taylor Seat

1



2

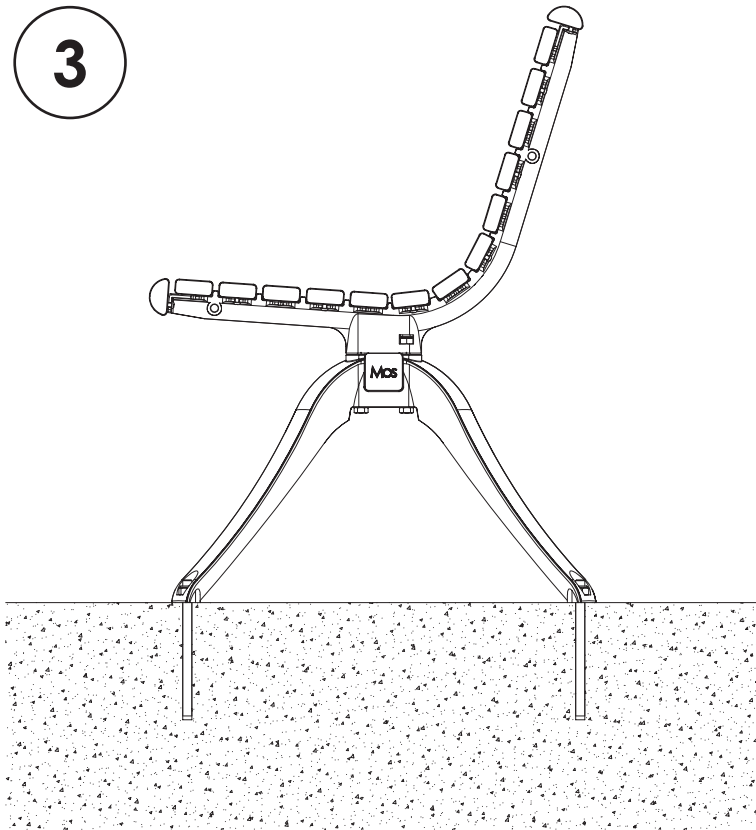


- Position seat
- Mark 4x hole centres through mounting holes

- Use hammer drill with 12mm masonry bit to drill marked holes minimum depth 155mm
- Clear holes with wire brush or compressed air
- Fill holes with chemset epoxy
- Insert M12 x 180mm threaded anchor bolt into each hole. Ensure between 25mm and 30mm of each anchor bolt protrudes above mounting surface
- Allow chemset epoxy to set according to manufacturer's instructions

MOS[®]

Taylor Seat

3

- Place seat onto anchor bolts
- Thread 1x M12 washer and 1x M12 nylock nut onto each anchor bolt
- Use socket wrench to securely tighten M12 nylock nuts

Note:

- All tools and installation fixings to be supplied by contractor
- Footing design to be determined by site engineer based on local conditions
- For higher security option, use M12 shear nuts in place of M12 nylock nuts

MOS[®]